



NORTH



SOUTH

This is the general layout for the EHS Tournament. Your guides will escort you around campus and keep your movement in time with the CSBC schedule.




ALL GROUPS will enter through the gate between the buildings (aka The Tunnel).

First band will go directly to staging.

All subsequent bands will hold for permission to enter staging area.

ALL GROUPS will exit along the home bleachers through the gate back to parking area.



- 1. Main Entrance - Director Check-in**
- 2. Wristband Entrance**
- 3. Snack Bar / Restrooms**
- 4. First Aid**
- 5. Director Hospitality**