



## **Show at Mesa Community College (I&E) 10/18**

Host Director - [John Davenport](#)

### [Welcome Letter](#)

Campus/Host Information/Description (include address, directions from nearest major freeway, day-of-show emergency phone contacts)

- 1833 W. Southern Ave., Mesa, 85202
- It's major cross streets are Dobson Rd. and Southern Ave., and it is adjacent to the US60 (Superstition Freeway). Dobson Rd. is 1 mile East of the Loop 101. Buses and Trucks will enter the MCC campus off of Dobson Rd. Spectators and staff vehicles should park in the spectator parking lot off of Southern Avenue.
- **Show Day Emergency Contacts: John Davenport (602-751-5365), Paul Brewer (602-568-3953), Jasper Misch (480-287-7957)**

### Spectator Parking Location/Description

- There are TWO entrances into the Spectator Parking Lot off of Southern Avenue at the NE corner of the MCC campus.

Bus Unloading Location/Description (include any notices about height/clearance or ingress/egress restrictions)

- All buses, trucks and trailers will stay together to the Check-In point where students will be stamped and directors will receive their volunteer wristbands (numbers determined by AzMBA). They will then be directed by the event parking staff to a location in the SE Parking Lot where the vehicles will be able to stay until you depart at the end of the event. This is the point that you will be free to unload all vehicles. Staff members: PLEASE park your personal vehicles in the Spectator Parking Lot off of Southern Avenue for safety purposes. If you park at the Southern part of the lot it's a short walk to the buses. Thank You!

Bus Parking Location/Description (include any notices about height/clearance or ingress/egress restrictions)

- All buses, trucks and trailers will enter the MCC campus off of Dobson Rd. from one of two entrances: all NORTHBOUND traffic (coming FROM the US60 freeway) will enter the first entrance at W. Solar Way. All SOUTHBOUND traffic (heading TOWARDS the US60 freeway) will enter at the stoplight at W. Mesa Community College (across from Banner Medical Center). No vehicles will ever need to worry about height restrictions / low clearance areas.
- Important: All staff personal vehicles need to park in the Spectator Parking area off of Southern Avenue for safety concerns. If you park at the Southern end of the Spectator lot, it is a very short walk to where your buses will be parked.

Truck/Trailer Unloading Location/Description (include any notices about height/clearance or ingress/egress restrictions)

- (See above)

Truck/Trailer Parking Location/Description (include any notices about height/clearance or ingress/egress restrictions)

- (See above)

Unit Check-In Location/Description

- (See above)

Warm Up Areas A, B, and C Location/Description (indicate what direction units should face when playing, nearest shade/shelter from sun; one of your water stations should be located near the three warmup areas)

- Warm-Up areas #1, #2 and #3 will be located in the South Parking Lot by the solar panels (which will provide shade for your students, front ensemble and sound equipment). We kindly ask that units face South (towards the freeway and away from the stadium) as much as possible while warming-up.
- COLORGUARD: The tennis courts adjacent to the bus parking lot have been reserved for you on a first come/first served basis. Please make sure to use appropriate footwear so there is no damage to the courts. Guard units are also more than welcome to warm-up in the grassy areas behind the tennis courts.
- VISUAL WARM-UP: The grassy area between the tennis courts and the baseball field will be available for vis warm-up. If more space is needed, there is a larger field available for your use a bit further to the East, across from the MCC Performing Arts Center. Please note that there will not be any portable lighting units. You will have some ambient lighting from the tennis courts and street lamps once it gets dark around 6:30pm, so please plan accordingly.
- There will be a water station at all three warm-up areas, plus the vis warm-up area for your safety and convenience.

## Stadium Spectator Entrance/Exit Location/Description

- Spectators need to enter/exit through the main ticketing gate, which is located just to the left of the stadium as you approach it from the parking lot.

## Stadium Spectator Restrooms Location/Description

- Unfortunately, the stadium facilities are out-of-order. In their place, there will be eight (8) porta-potties located behind the stadium (four on the left and four on the right) with two hand washing stations at each group.

## Stadium Performer Entrance Location/Description

- All Student Performers will be "stamped" on their bus at the check-in station upon arrival. This stamp will allow them re-entry into the stadium at the Main Ticketing Gate.....NOT the performer entry/exit gate.

## Stadium/Field Unit Entrance Location/Description

- All units will enter AND exit from the South access gate. While one group is performing, the next group will be allowed to QUIETLY enter the stadium to the staging area in front of the South end zone. Your T&P Judge will be able to give you more specific detail about boundaries and timing when you arrive. This unit MUST leave a clear path along the track for the performing group to exit when finished.
- PROPS: We are happy to provide a location for the pre-staging of your props, if you should wish. This location is our soccer field, which is adjacent to the stadium to the South. You can bring them over to the Unit Entry/Exit Gate at any point during the day and our Event Staff will direct you where to go. Of course, you are more than welcome to keep your props with your unit on the journey from the warm-up area.

- Note: Access priority at the gate is for units entering and exiting the stadium, so please be patient until the path is clear. Thank you!

### Stadium/Field Unit Exit Location/Description

- (See above)

Stadium Unit Videographer Location/Description (All shows will provide a location near the top of the stands from which units may video their show.) Note: a videographer location is not needed at Sunrise Mountain, MCC, UofA Band Day or any of the championship sites.

- No videographer location is being provided due to the BravWell representative recording on top of the press box.

### First Aid Location/Description (please consider access for emergency vehicles)

- The First Aid tent will be located inside the main ticketing gate at the track access gate prior to entering the stadium seating area.

### Water Station Locations/Description

- Water Stations will be provided at all three warm-up areas, the visual warm-up area, as well as the band entry/exit gate at the stadium.

### Director Hospitality Location/Description

- The Director/Staff Hospitality Tent will be located at the SW corner of the track near the band entry/exit gate. Tables and chairs will be provided for you to take a deep breath, relax and listen to your judges' recordings. We will provide snacks and refreshments throughout the day, as well as a Manuel's dinner spread for you beginning at 5:00pm (courtesy of Manuel's Mexican Restaurant at 2350 E. Southern Ave., Tempe, 85282).

Concessions Location/Description (also include information regarding whether you take cash/card, menu items, additional food vendors/trucks)

- Concessions for this event will be handled through Food Trucks that will be located on the lawn at the North side of the stadium by the main ticket gate. The specific food trucks that will be here are still TBD at the time of this printing. All of the trucks should be able to take cash & cards, as well as tap-to-pay.
- We will also have a tent selling bottled water with the proceeds going to the MCC Instrumental Music program (cash & card only, no tap available).

Campus/Facility Maps in PDF format (detailing each item above, separate from unit flow map described below)

[I&E Entrance Map](#)

[I&E Room Map](#)

Unit Flow Map in PDF format (separate from campus/facility maps, the unit flow map should detail how each unit will move from bus and truck unload, through warmup A B or C, to stadium unit entrance, field/press box orientation, stadium unit exit, bus and truck reload)

[Campus Flow Map](#)



Dear Director,

We are very excited that you have chosen to participate in the inaugural presentation of the “Thunderbird Marching Classic.” All of the proceeds from ticket sales will be going to offset the student cost of the MCC Summer Music Camp. General ticket prices for this event are \$14 due to the excessive overhead costs associated with the college, but children ages 5 and under are still free. When you arrive at MCC and pull up to the check-in tent, please allow our event staff to board your bus(es) and hand stamp your students for reentry to the stadium. You will also receive wristbands for your pit/prop crew (12 wristbands for 1A & 2A; 16 wristbands for 3A, 4A & 5A). You will have an opportunity to purchase additional wristbands at this point through the GoFan QR code at the check-in tent, if necessary.

All buses and equipment trucks will enter the MCC campus from Dobson Road (look for the parking attendants with the signs for which entrance to use). For safety purposes, we are asking all personal vehicles (staff) to park in the spectator parking lot (by the stadium) off of Southern Avenue. If they park at the southern end, it will be a very short walk to join your group in the lot.

If you should have any questions with any of the material in the Director Packet, or if you have an emergency on the day of the event, please contact us at the numbers below. Our event staff will be here to assist you and your students in having a great performance experience while at Mesa Community College.

John Davenport, Director of Instrumental Music	602-751-5365
Paul Brewer, Director of Jazz Studies	602-568-3953
Jasper Misch, Administrative Assistant	480-287-7957

Sincerely,






*John Davenport*

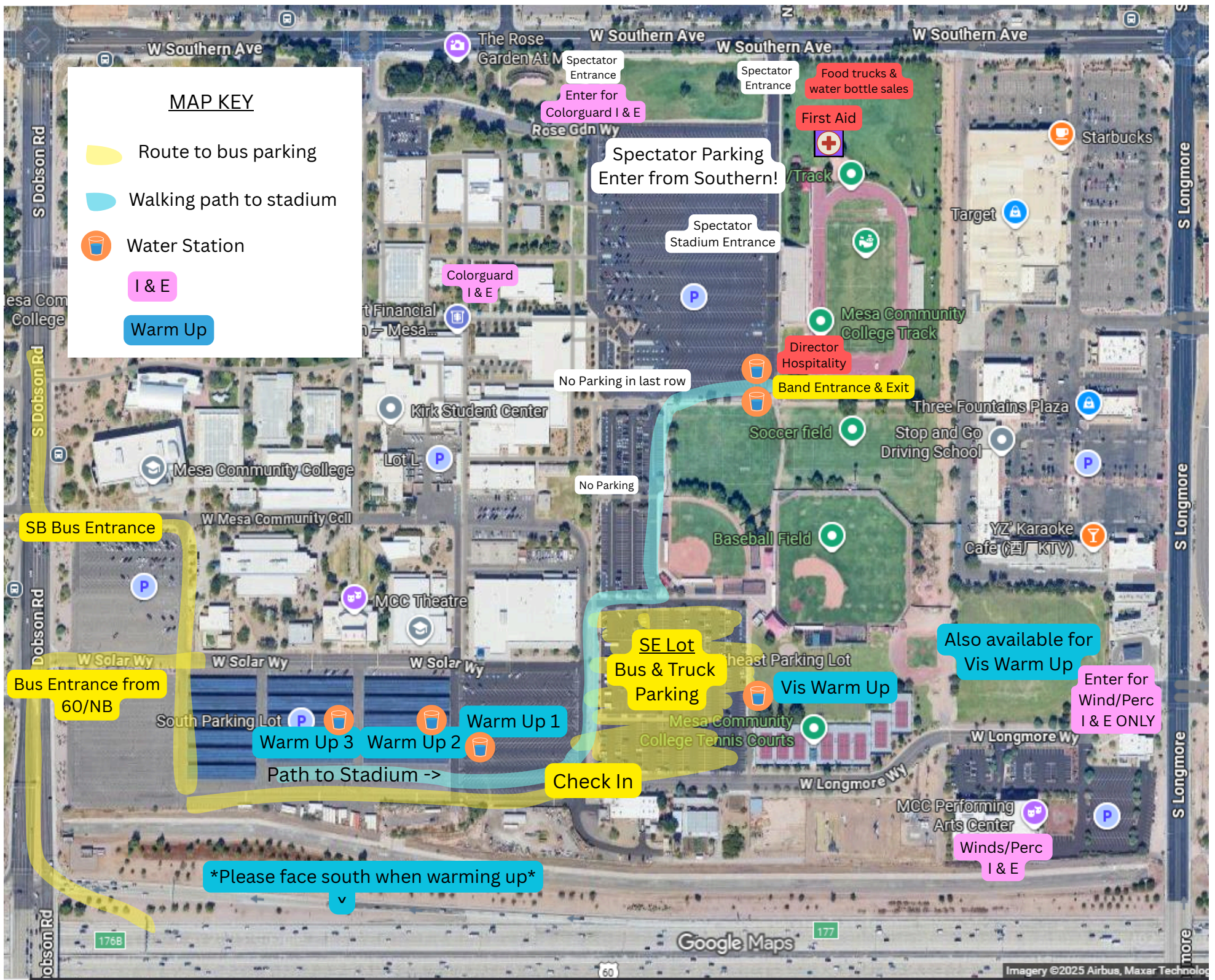


John Davenport  
Mesa Community College  
MARICOPA COMMUNITY COLLEGES  
Director of Instrumental Music | Department of Music & Dance  
1833 West Southern Avenue, Mesa AZ 85202  
[john.davenport.iii@mesacc.edu](mailto:john.davenport.iii@mesacc.edu)  
<https://www.mesacc.edu/departments/music>  
O: [480-461-7884](tel:480-461-7884) | M: [602-751-5365](tel:602-751-5365)



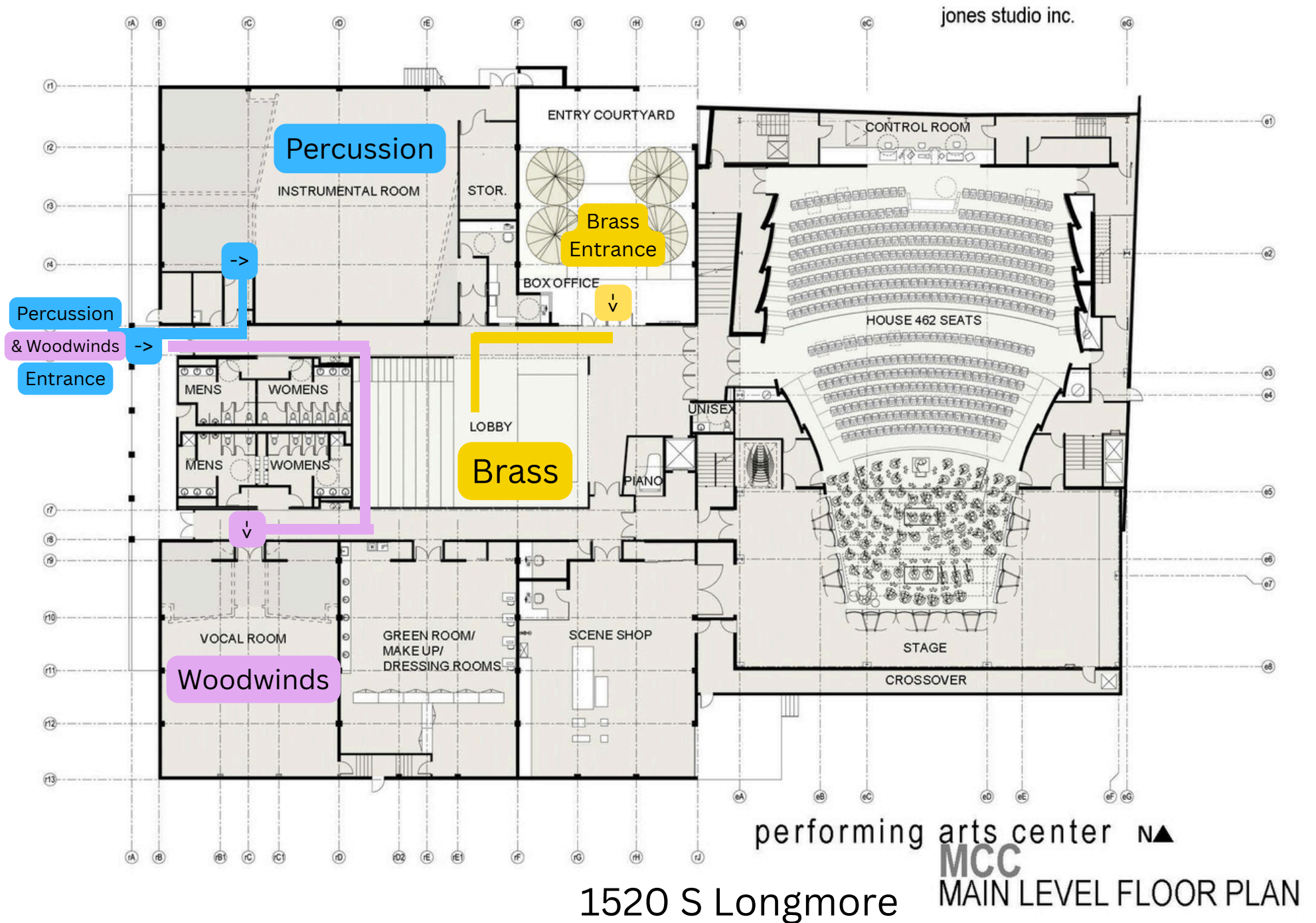
## MAP KEY

-  Route to bus parking
-  Walking path to stadium
-  Water Station
-  I & E
-  Warm Up



# I & E Map

## Parking



# SOUTHERN AVENUE

ROSE GARDEN WAY

ENROLLMENT WAY

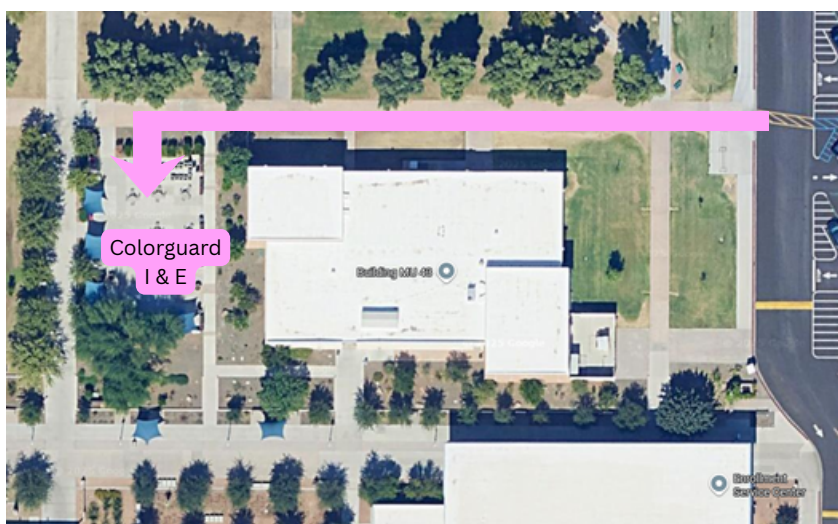
STADIUM WAY

BUS ROUTE 61

Enter for  
Colorguard I & E

Colorguard  
I & E

Colorguard  
I & E



BUSINESS & PSYCHOLOGY  
BP 43

GC 54-C

GC 54-B

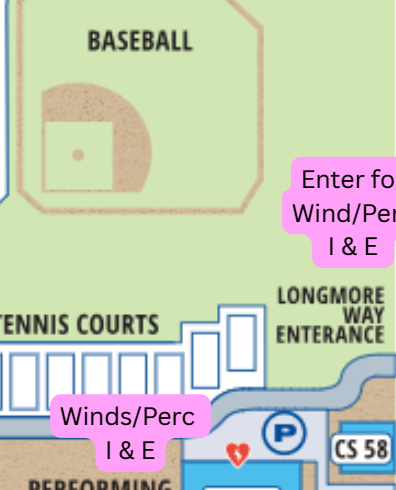
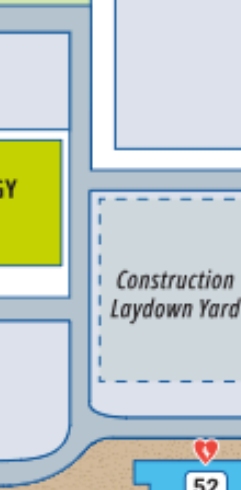
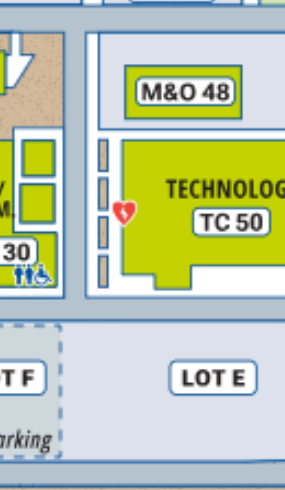
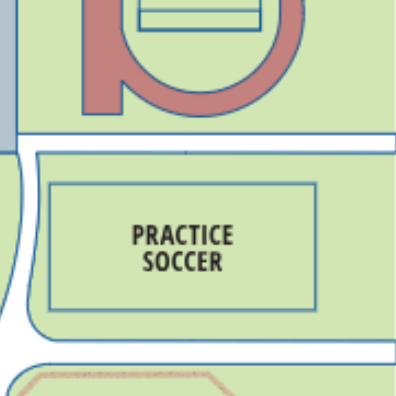
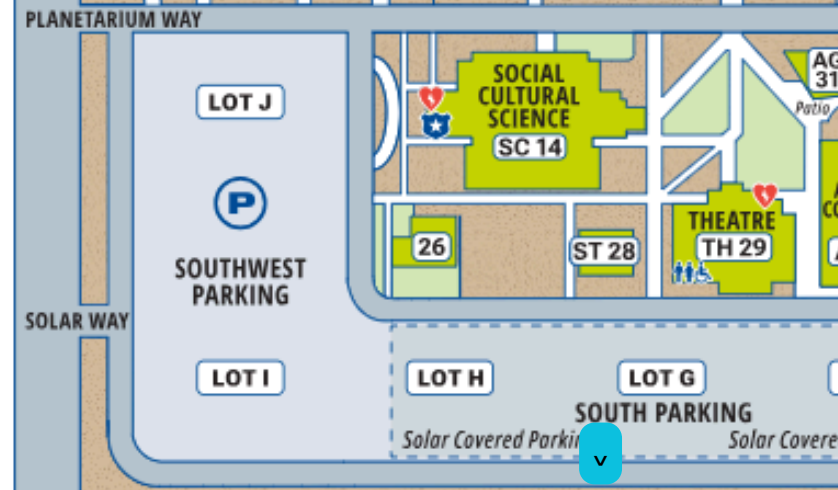
GC 54-A

Music  
MU 43

Music  
Patio

P  
EAST  
PARKING  
LOT C

JOHN D.  
RIGGS  
STADIUM  
TRACK



Enter for  
Wind/Perc  
I & E

Winds/Perc  
I & E

52  
WELDING

51  
LAND LAB

PAC 57  
PERFORMING  
ARTS CENTER

CS 58